

# Coquitlam Public Library

## Operating Metrics

	2020	2021	2022
Number of Visits	301,787	374,660	526,539
Number of Library Cardholders	80,131	87,882	97,563
Number of visitors/participants attending low cost/no cost programming	16,468 (Online: 6,810)	24,100 (Online: 12,683)	45,075 (Online: 4,104)

## 2024 New Budget Requests

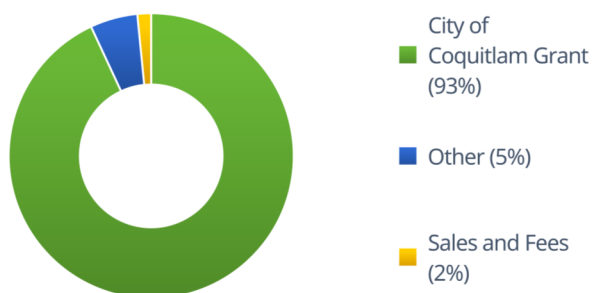
**Operating:** Library Collections – \$89,000<sup>1</sup>

**Capital:** City Centre Branch Pinetree Way Entrance Renovations– \$91,350

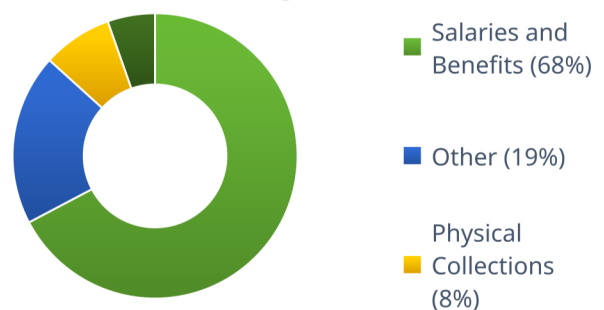
## Financial Summary

### General Fund – Base Budget

#### 2024 Revenue

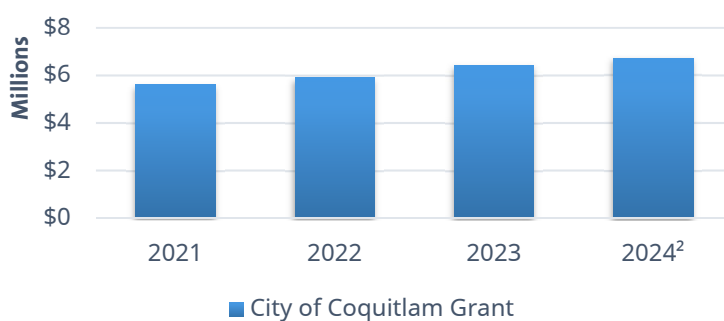


#### 2024 Expenses



## City of Coquitlam Grant Funding Year over Year

### City of Coquitlam Grant



## 2023 Budget Enhancement Status Update

- ✓ Library Collection - \$85,000
- ✓ Salaries and Other Operating Expenses - \$127,872

With these funds, the Coquitlam Public Library has enhanced the Library material collections. \$20,000 of the operating expenses funding will be transferred to the Operating Reserve if not utilized in 2023.

<sup>1</sup> Per the Collections Strategy presented at the Council in Committee on October 31, 2022 (Year 2 of 4 phase in)

<sup>2</sup> Excludes new budget requests for 2024