


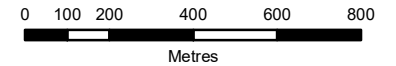


LEGEND

-  Evergreen Line Core and Shoulder Station Areas
-  Core
-  Shoulder



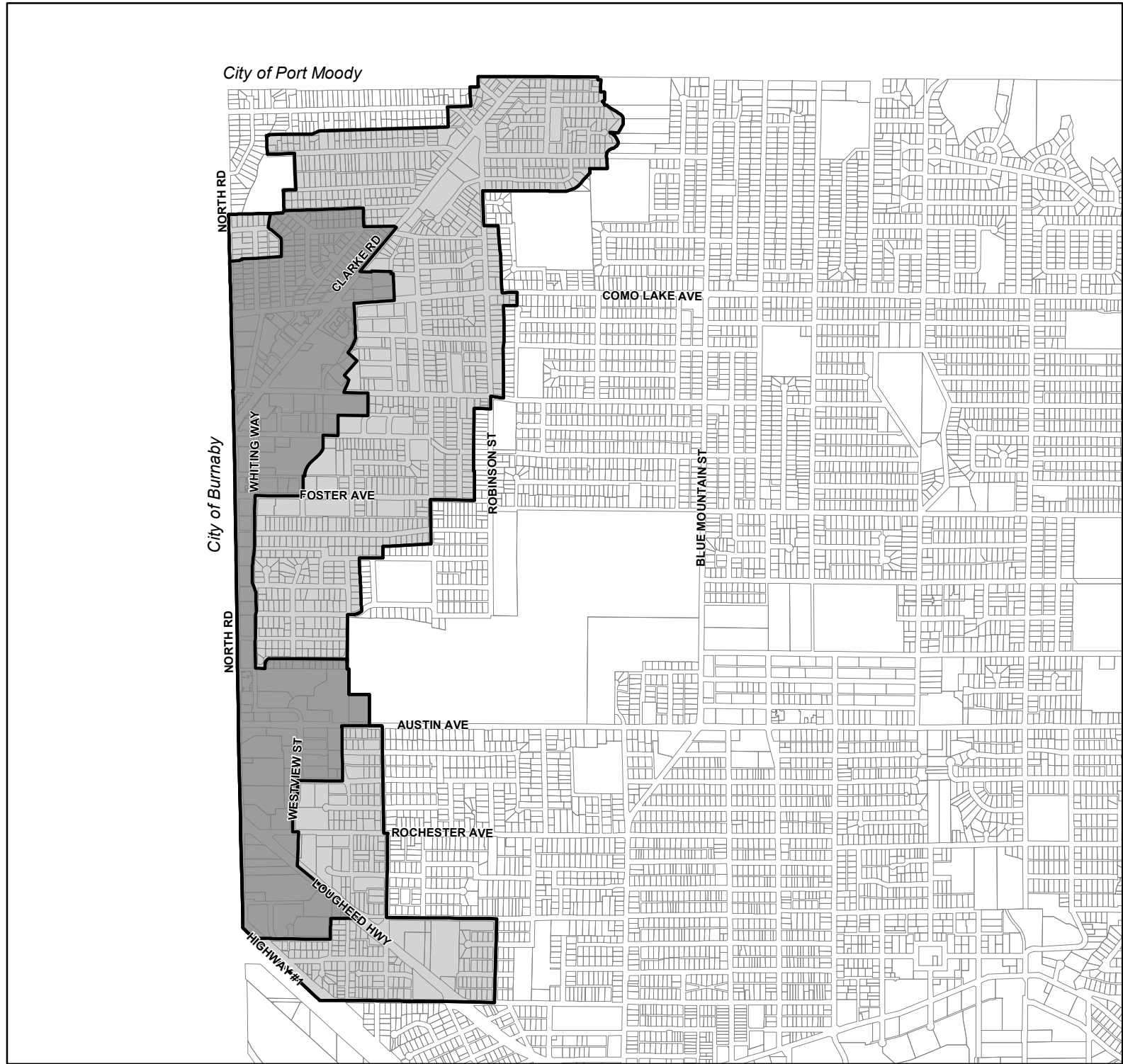
SCALE: 1: 18,000

Date Created: October 25, 2012
 Amended: November 16, 2020




Map Projection: UTM Nad1983
 Prepared By: Planning & Development
 Source: City of Coquitlam

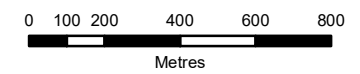
**SCHEDULE "O" TO
 BYLAW 3000, 1996**

MAP 1



LEGEND

-  Burquitlam - Lougheed Evergreen Line Core and Shoulder Station Areas
-  Core
-  Shoulder



Date Created: October 25, 2012
 Amended Date: May 30, 2022
 Bylaw: 5163, 2022

Prepared By: Planning & Development
 Source: City of Coquitlam

**SCHEDULE "O" TO
 BYLAW 3000, 1996**

MAP 2