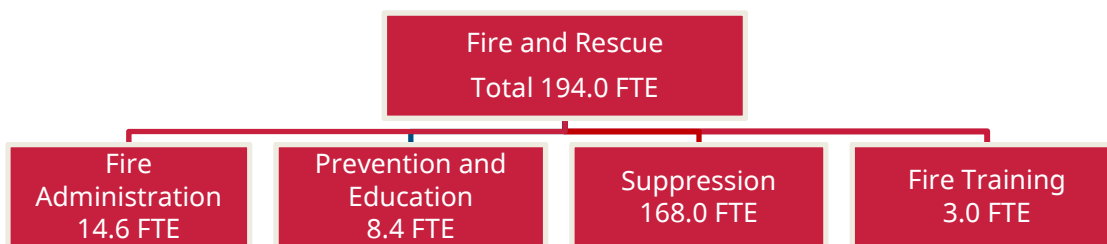


Fire and Rescue



Department Overview

Coquitlam Fire and Rescue provides a range of emergency response, fire prevention and fire education programs designed to protect lives and property from the adverse effects of fires, sudden medical emergencies, or exposure to dangerous conditions created by people or nature.

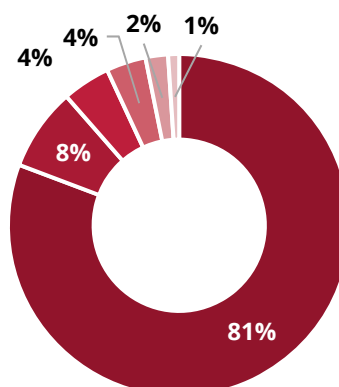


Operating Budget

Breakdown by Division

Expenses by Division

	2025 (\$)
Fire Suppression	30,810,000
Fire Administration	2,980,000
Fire Communications	1,740,000
Fire Prevention	1,430,000
Fire Training Division	810,000
Fire Facility Maintenance	400,000
TOTAL	38,170,000

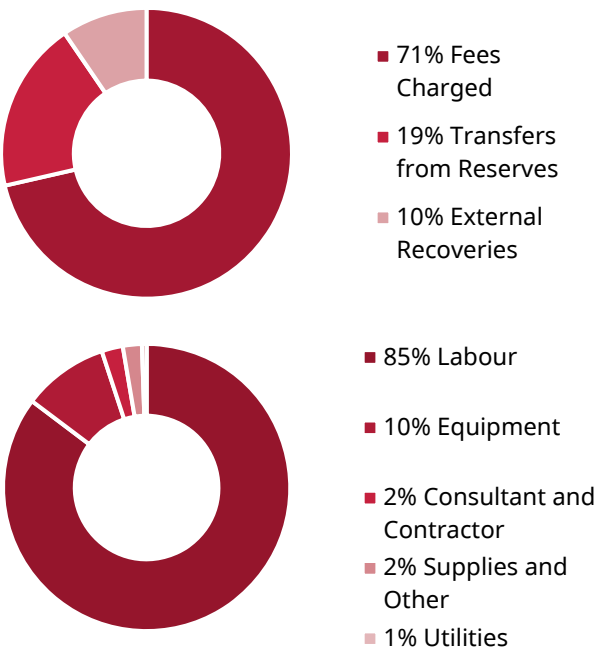


- Fire Suppression
- Fire Administration
- Fire Communications
- Fire Prevention
- Fire Training Division
- Fire Facility Maintenance

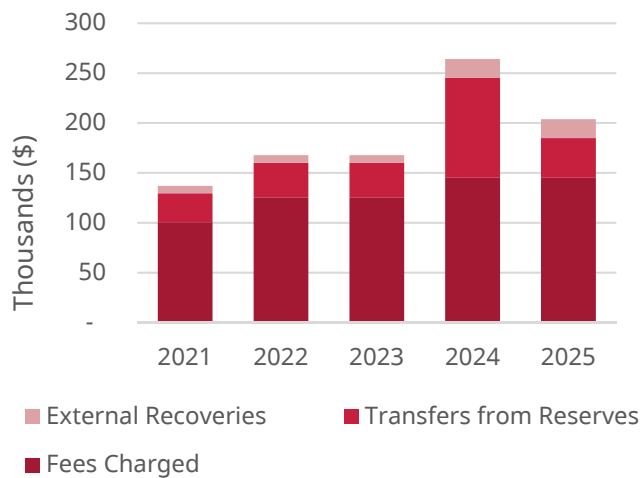
General Fund – Base Budget

	2024	2025	% Change over 2024
REVENUES			
Fees Charged	150,000	150,000	0%
Transfers from Reserves	100,000	40,000	-60%
External Recoveries	20,000	20,000	0%
	270,000	210,000	-22%
EXPENDITURES			
Labour*	28,910,000	32,550,000	13%
Equipment	3,200,000	3,690,000	15%
Supplies & Other	800,000	910,000	14%
Consultant & Contractor	850,000	820,000	-4%
Utilities	240,000	200,000	-17%
	34,000,000	38,170,000	12%
NET EXPENDITURES	33,730,000	37,960,000	13%

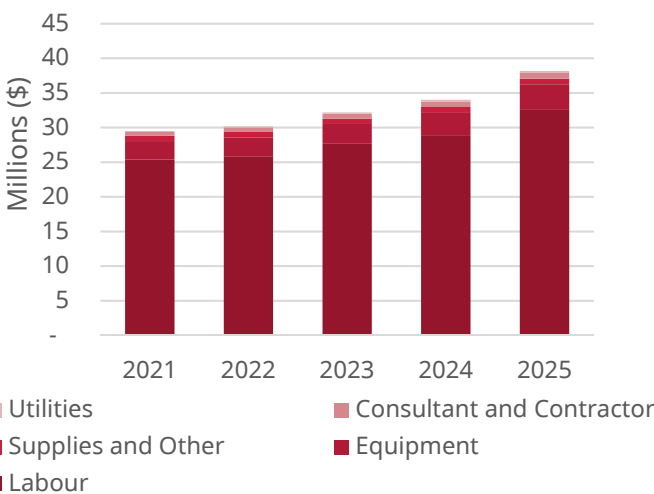
*Includes phase-in of the fire resources approved in 2024.



5-Year Trend - Revenues



5-Year Trend - Expenditures



*Increased transfers from reserve in 2024 for one-time costs related to the fire resources approved in 2024.

Capital Plan

Base Capital Plan

Capital Plan (\$000s)	2025	2026	2027	2028	2029	Total
Fire Equipment Replacement	442	572	338	342	344	2,039
Self-Contained Breathing Apparatus Replacement	-	2,185	-	-	-	2,185
Fire and Rescue Operational Support Unit Vehicles	840	-	-	-	-	840
Total	1,282	2,757	338	342	344	5,064